

IMPORTANT INSTRUCTIONS

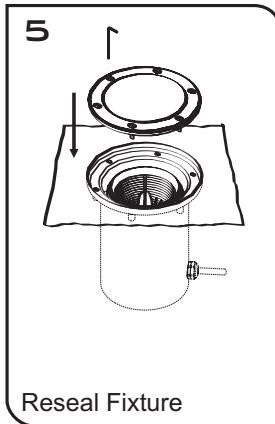
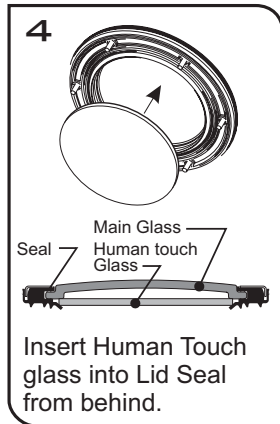
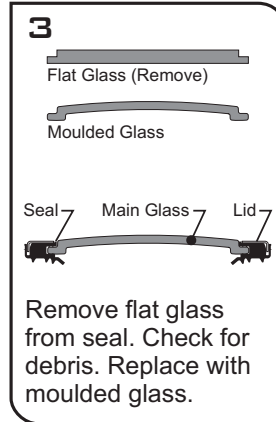
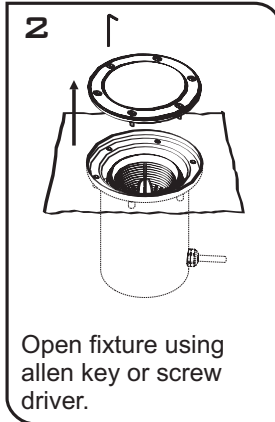
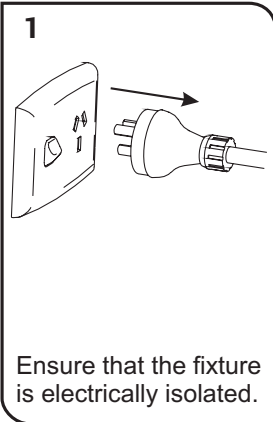
For Installation of LS664, LS665, LS672, and LS673

MODELS LS664, LS665
LS672, LS673

©A.C.N. 010 572 773

www.lumascope.com

***For LS672, LS673 only**



LUMASCOPE CONTACT DETAILS

C862US - 2006_07_REV001

• LUMASCOPE USA INC. 1300 Industrial Rd., Unit #19 San Carlos, CA 94070, USA • Free Call: 1-866-695-LUMA(5862) • Ph: 1-(650)-595-LUMA(5862) • Fax: 1-(650)-595-5820

IMPORTANT INSTRUCTIONS

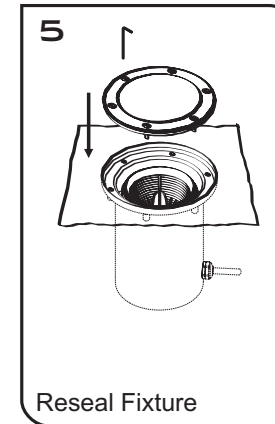
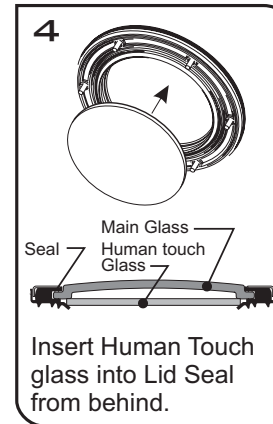
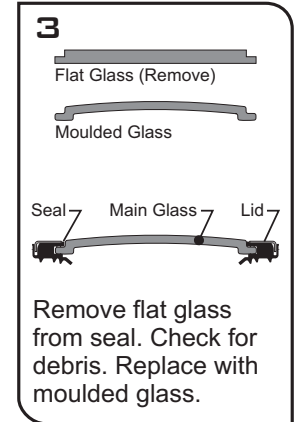
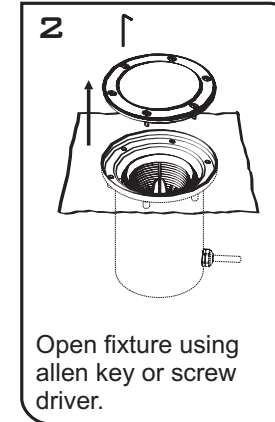
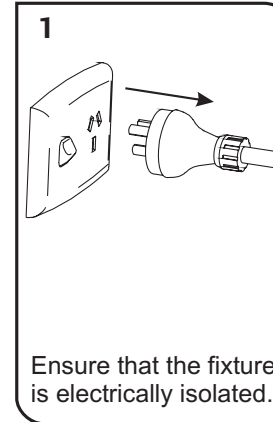
For Installation of LS664, LS665, LS672, and LS673

MODELS LS664, LS665
LS672, LS673

©A.C.N. 010 572 773

www.lumascope.com

***For LS672, LS673 only**



LUMASCOPE CONTACT DETAILS

C862US - 2006_07_REV001

• LUMASCOPE USA INC. 1300 Industrial Rd., Unit #19 San Carlos, CA 94070, USA • Free Call: 1-866-695-LUMA(5862) • Ph: 1-(650)-595-LUMA(5862) • Fax: 1-(650)-595-5820