The LS793LED is a compact, shallow-depth inground luminaire for applications requiring a very compact form factor, and features a 3W, 6W or 9W LED module with output similar to a 75W MR16. The compact size allows the luminaire to be used without appearing to dominate the architecture or landscape. For better control of light, a factory set tilt option is available, as well as dimming for single colour via Lumascape d5 driver technology.

Performance

Static White & Colour	Lumen Output (lm)			Efficacy (lm/W)			Peak Intensity (cd)		
	3W	6W	9W	3W	6W	9W	3W	6W	9W
3,000 K (80 CRI)	-	535	840	-	74	82	-	6,675	5,300
4,000 K (80 CRI)	-	547	906	-	76	88	-	7,349	5,718
Blue (470nm)	-	-	-	-	-	-	-	-	-

Static white lumen output values are based on a luminaire with 20° lens.

Beam Angles	20°, 30°, 20°x40°, 40°x20°

Electrical

LED Power	3W, 6W, 9W
Consumption	7.2W (nominal for 6W), 10.2W (nominal for 9W)
Lifetime (L70)	>60,000hrs (B10, L70, TM21)
Input Voltage	Low Voltage 24V DC (International Market)

Control

Protocols	PWM (0-10V to PWM, DMX to PWM and DALI to PWM converters available)

Physical

Housing	316 Marine Grade Stainless Steel lid & high pressure die cast brass body
Installation	Direct burial - concrete, landscape, planters etc,
Ambient Operating Temperature	-20°C to 50°C (-4°F to 122°F)
Surface Temperature	≤65°C (≤ 149°F) **HumanTouch™** Compliant

humantouch™ opticlear™ microantileach™

Certification & Compliance

IP Rating	IP68
IK Rating	IK7
Static Load Rating	750kg (1,650lb)
Environment	Dry, Damp, Wet locations
Certifications	CE, ETL

Luminaire Dimensions

International Market

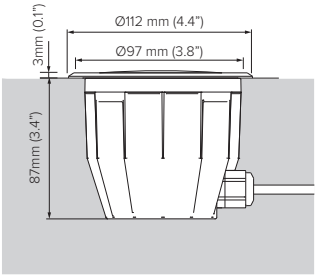

Side Entry

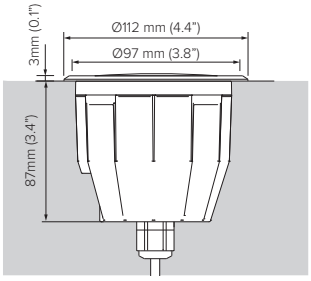

Bottom Entry

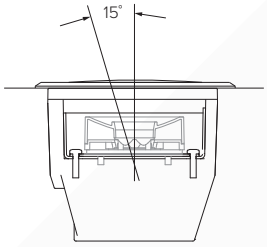

LS793LED Tilt Angles
Factory set at 0° or 15°

North American Market

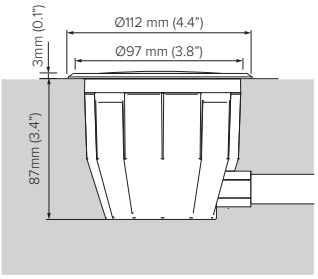

Side Entry

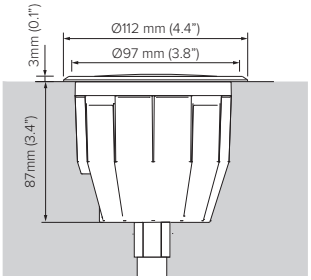

Bottom Entry

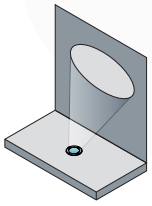

Beam Orientations

Beam Orientations for the 'LH' optical system.

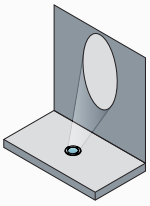

Beam Orientations

Beam Orientations for the 'LV' optical system.

LS793LED						

Power	Code
3W	3
6W	6
9W	9

Static White & Colour	Code
3,000 K (80 CRI)	H6
4,000 K (80 CRI)	W4
Blue (470 nm typical)	B4

Dynamic Colour	Code
RGB	M4

Beam		Code
Narrow Medium	20°	NM
Medium	30°	ME
Linear Horizontal	40° x 20°	LH(1)
Linear Vertical	20° x 40°	LV(1)

(1) Refer to beam orientation diagram below.

Cable Entry Location	Code
Side	N
Bottom	Q

Input Voltage (International)	Code
24V DC	07(1)
PWM Dimmable Driver, 24V DC	27(1)

(1) Requires appropriate power supply

Input Voltage (North America)	Code
12-15V, 60 Hz	13(1)(2)
PWM Dimmable Driver, 12-15V AC, 12-24V DC	23(2)

(1) Not available for RGB
(2) Requires appropriate power supply

Tilt	Code
0°	U
15°	W

Photometric data is based on test results from a NIST traceable testing lab. IES data is available at www.lumascape.com
Note: No depreciation factor is applied to the data shown.

LS793LED
6 W
4,000K (80CRI)
14° Beam Angle

Power Input	7.2 W
Lumens	547 lm
Efficacy	76 lm/W

m	Centre Beam lx	Beam Ø
2	1,669	0.5 m
5	267	1.2 m
10	67	2.5 m
12	46	2.9 m
15	30	3.7 m

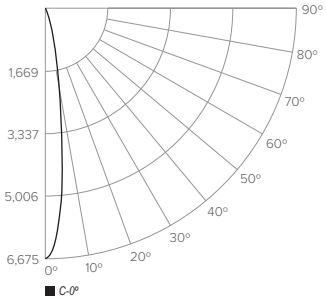

ft	Centre Beam fc	Beam Ø
5	267	1 ft
15	29.7	4 ft
30	7.4	7 ft
40	4.2	10 ft
50	2.7	12 ft

LS793LED
6 W
4,000K (80CRI)
20° Beam Angle

Power Input	7.2 W
Lumens	538 lm
Efficacy	63 lm/W

m	Centre Beam lx	Beam Ø
2	744	0.8 m
5	119	2.1 m
10	30	4.2 m
12	21	5.1 m
15	13	6.3 m

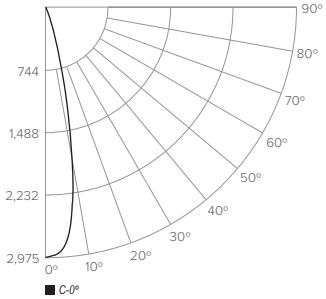

ft	Centre Beam fc	Beam Ø
5	119.1	2 ft
15	13.2	6 ft
30	3.3	13 ft
40	1.9	17 ft
50	1.2	21 ft

LS793LED
6 W
4,000K (80CRI)
25° Beam Angle

Power Input	7.2 W
Lumens	508 lm
Efficacy	71 lm/W

m	Centre Beam lx	Beam Ø
2	466	0.9 m
5	75	2.4 m
10	19	4.7 m
12	13	5.7 m
15	8	7.1 m

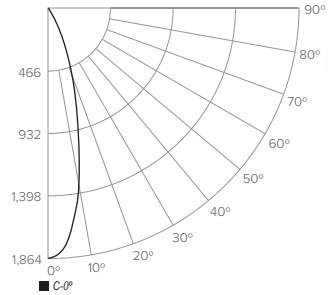

ft	Centre Beam fc	Beam Ø
5	74.6	2 ft
15	8.3	7 ft
30	2.1	14 ft
40	1.2	19 ft
50	0.7	24 ft

LS793LED
6 W
4,000K (80CRI)
40° Beam Angle

Power Input	7.2 W
Lumens	408 lm
Efficacy	57 lm/W

m	Centre Beam lx	Beam Ø
2	222	1.4 m
5	36	3.4 m
10	9	6.8 m
12	6	8.3 m
15	4	10.3 m

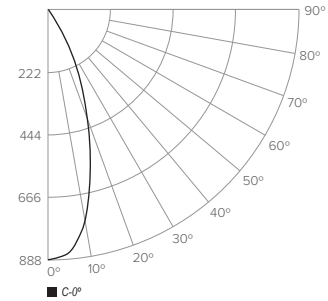

ft	Centre Beam fc	Beam Ø
5	35.5	3 ft
15	3.9	10 ft
30	1	20 ft
40	0.6	27 ft
50	0.4	34 ft

LS793LED
6 W
4,000K (80CRI)
20°x 40° Beam

Power Input	7.2 W
Lumens	495 lm
Efficacy	69 lm/W

m	Centre Beam lx	Beam W	Beam L
2	384	0.8 m	1.4 m
5	62	2.1 m	3.5 m
10	15	4.2 m	7.1 m
12	11	5 m	8.5 m
15	7	6.2 m	10.6 m

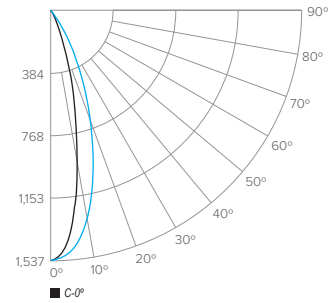

ft	Centre Beam fc	Beam W	Beam L
5	61.5	2 ft	4 ft
15	6.8	6 ft	11 ft
30	1.7	12 ft	21 ft
40	1	17 ft	28 ft
50	0.6	21 ft	35 ft

Wiring Diagram - Static Colour (DMX / DALI)

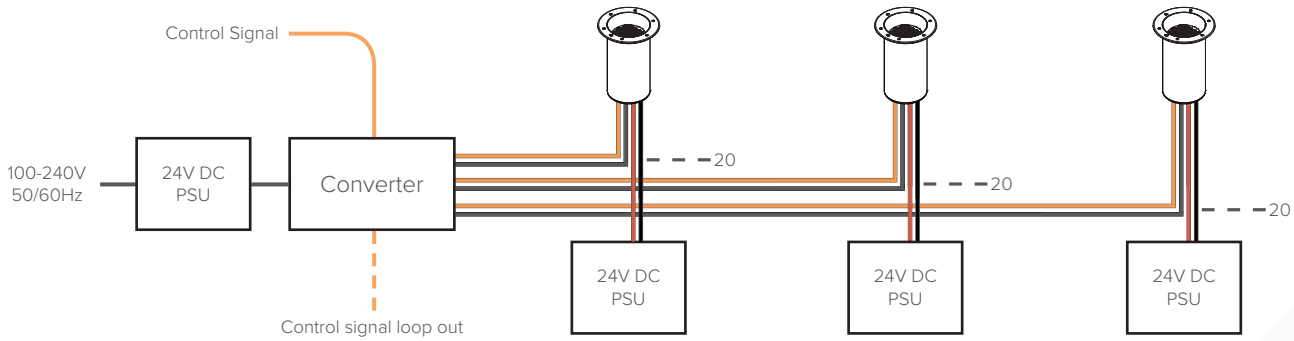

Control Protocols

DMX	For DMX control signal, use LS67100 DMX to PWM converter
DALI	For DALI control signal, use LSLED-RGBDIM-DALI converter

Up to 20 luminaires per run under the following conditions:

- Up to three (3) individually addressed dimmable channels
- Up to 20 luminaires per dimmable channel
- Luminaires driven by integral LED drivers
- Luminaires powered through individual power supplies or
- Luminaires powered through LS67100 PWM controller only (up to 100W total)
- Refer to 'Maximum Circuit Load' table for circuit limitations
- Always observe local electrical codes for branch circuit current limitations

Wiring Diagram - Static Colour (0-10V)

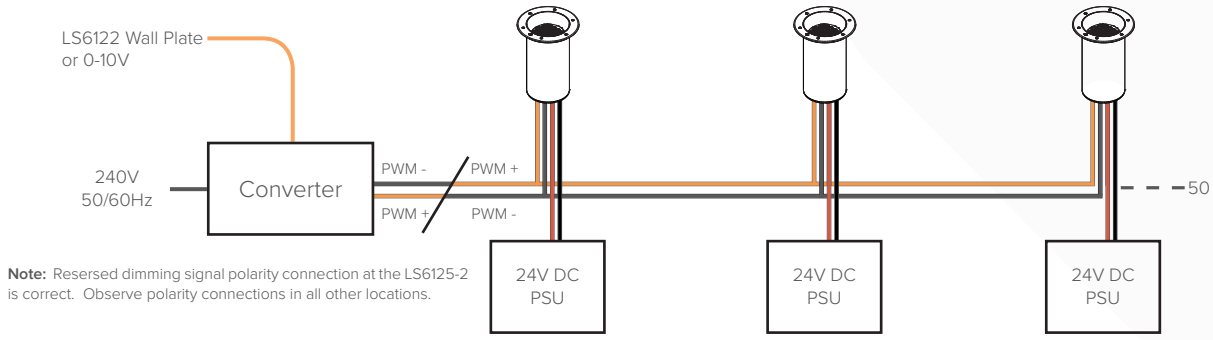

Note: Resersed dimming signal polarity connection at the LS6125-2 is correct. Observe polarity connections in all other locations.

Control Protocols

0-10V	For 0-10V control signal, use LS6125-2 0-10V to PWM converter

Up to 50 luminaires per run under the following conditions:

- Stand alone static colour dimming solution
- Up to 50 luminaires dimmed together
- Luminaires driven by integral LED drivers using LS6122 wall plate dimmer
- Luminaires powered through individual or shared power supplies
- Refer to 'Maximum Circuit Load' table for circuit limitations
- Always observe local electrical codes for branch circuit current limitations

Maximum Circuit Load

Compatibility with each driver is indicated by the value shown in the table, representing the maximum number of luminaires that may be powered from each driver based on a maximum cable run of 100m (328ft) and a trunk cable size of 3.3mm². Please note, this does not take into consideration voltage drop beyond a distance of 100m or ampacity limits of the branch circuit. For assistance, please consult factory.

	LSLED-24V Power Supplies		
Input Voltage	100-240V, 50/60Hz		
Output Voltage	24V DC		
Wattage	40W	100W	150W
LS793LED, 3W	5	18	23
LS793LED, 6W	3	10	14
LS793LED, 9W	2	6	9

NOTE: The above diagrams are intended to show electrical pathways between luminaires and ancillary device. These diagrams are not intended to show type or colour of cord / wire, luminaire input voltage rating, wire gauge or approved use of the cord / wire supplied with luminaires.

Wiring Diagram - Dynamic Colour (DMX / DALI)

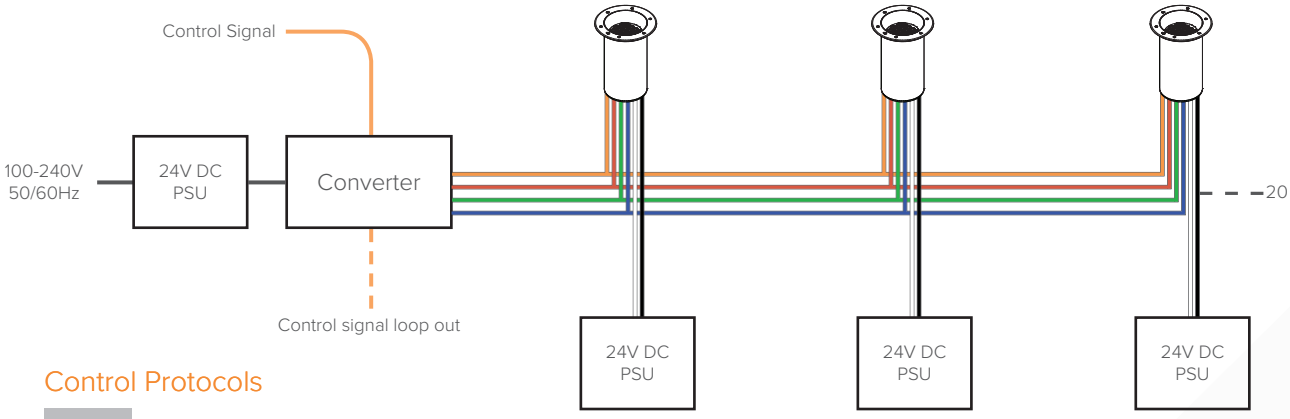

Control Protocols

DMX	For DMX control signal, use LS67100 DMX to PWM converter
DALI	For DALI control signal, use LSLED-RGBDIM-DALI converter

Up to 20 luminaires per run under the following conditions:

- Up to 20 luminaires addressed and controlled together
- Luminaires driven by integral LED drivers
- Luminaires powered through individual power supplies or
- Single luminaire powered through LS67100 PWM controller
- Refer to 'Maximum Circuit Load' table for circuit limitations
- Always observe local electrical codes for branch circuit current limitations

Maximum Circuit Load

Compatibility with each driver is indicated by the value shown in the table, representing the maximum number of luminaires that may be powered from each driver based on a maximum cable run of 100m (328ft) and a trunk cable size of 3.3mm². Please note, this does not take into consideration voltage drop beyond a distance of 100m or ampacity limits of the branch circuit. For assistance, please consult factory.

	LSLED-24V Power Supplies		
Input Voltage	100-240V, 50/60Hz		
Output Voltage	24V DC		
Wattage	40W	100W	150W
LS793LED, 3W	5	18	23
LS793LED, 6W	3	10	14
LS793LED, 9W	2	6	9

NOTE: The above diagrams are intended to show electrical pathways between luminaires and ancillary device. These diagrams are not intended to show type or colour of cord / wire, luminaire input voltage rating, wire gauge or approved use of the cord / wire supplied with luminaires.

Power Supply Specifications

DC Power Supplies

LSLED-24V100W240

24V DC Ripple Free Power Supply

Input	170-250V AC, 50/60Hz
Output	100W, 24V DC, 4.2A
Ambient Temperature Rating	-10°C to 50°C
Compliance	IEC61347-2-13, CE
IP Rating	IP66
Short Circuit Protection	Yes
Open Circuit Protection	Yes
Protection Class	Class II CE

LSLED-24V150W240

24V DC Ripple Free Power Supply

Input	90-305V AC, 50/60Hz
Output	150W, 24V DC, 6.3A
Ambient Temperature Rating	-10°C to 50°C
Compliance	IEC61347-2-13, CE
IP Rating	IP66
Short Circuit Protection	Yes
Open Circuit Protection	Yes
Protection Class	Class II CE

LSLED-24V40W240

Electronic DC Power Supply - wall mounted

Input	100-240V AC, 50/60Hz
Rating	40W / 1.67A
Output	24V
Ambient Temperature Rating	-25°C to 60°C (-13°F to 140°F)
Output Circuits	1
Approvals	CE, EN60950-1, EN61347-2-13
IP Rating	IP65/67
Dimensions	**H** 171mm **W** 62mm **L** 37mm (H 6.7" / W 2.4" / L 1.5")
Weight	0.7kg (1.6lb)

Control Related Equipment

LS6125-2

0-10V to PWM translator - wall mounted

Input	100-240V AC, 50/60Hz
Rating	20W / 0.83A
Output	24V
Ambient Temperature Rating	-10°C to 50°C
Open Circuits	1
Control Protocol	0-10V
Approvals	CE
IP Rating	IP65/67
Dimensions	**H** 204mm **W** 166mm **L** 91mm (H 8.0" / W 6.5" / L 3.6")
Weight	0.5kg (1.1lb)

LS67100

DMX to PWM translator

Input	24V DC
Rating	4 x 60W max
Output	4 x 2.5A max
Open Circuits	4
Approvals	CE, UL
IP Rating	IP65
Dimensions	**H** 286mm **W** 117mm **L** 82mm (H 11.25" / W 4.6" / L 3.2")
Weight	0.2kg (0.5lb)

Control Related Equipment cont...

LSLED-RGBDIMDALI

DALI converter

Input	24V DC
Rating	30W max
Output	24V DC PWM (Inverted)
Ambient Temperature Rating	50°C
Output Channels	3
Control Protocol	DMX512A, DALI, DSI, RDM
Approvals	CE Ctick EN6137-1 , EN61347-2-13, IEC 62384
IP Rating	IP67
Weight	0.75kg

Wiring Diagram - Static Colour (0-10V)

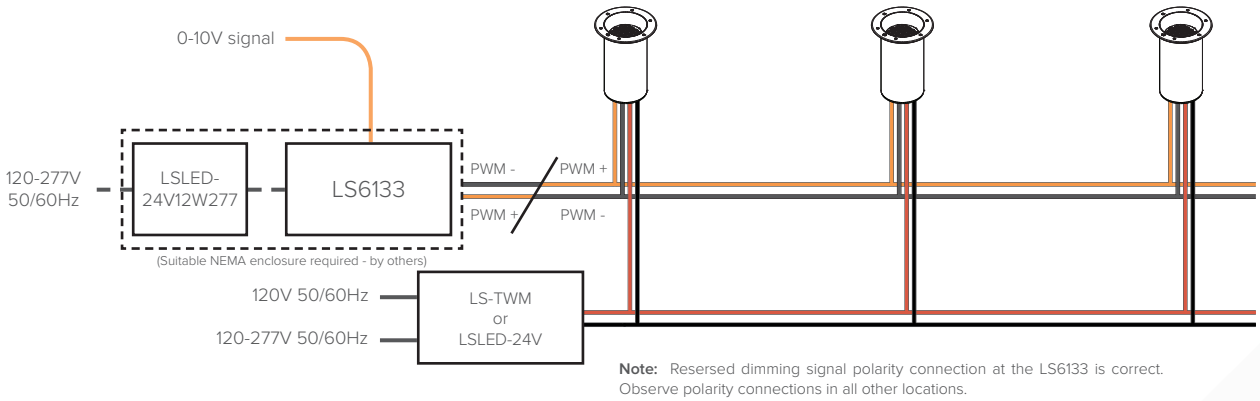

Note: Resersed dimming signal polarity connection at the LS6133 is correct. Observe polarity connections in all other locations.

Control Protocols

0-10V	For 0-10V control signal, use LS6133 0-10V to PWM converter

Wiring Diagram - Static Colour

Please note: The use of a GFCI may be required. Consult local wiring rules.

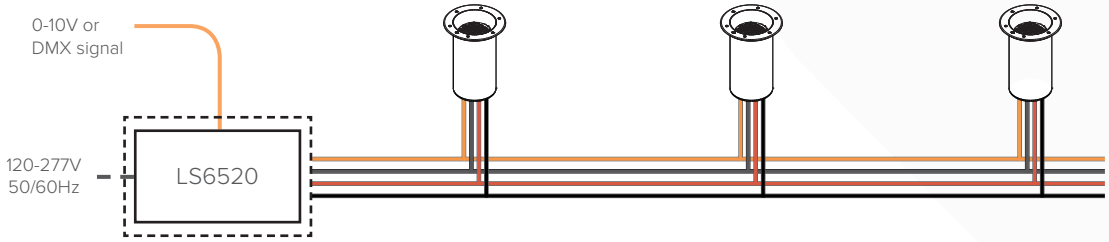

Maximum Circuit Load

Compatibility with each transformer or power supply is indicated by the value shown in the table, representing the maximum number of luminaires that may be powered from each transformer or power supply. Please note, this does not take into consideration voltage drop or ampacity limits of the branch circuit. In addition, dimming circuit total wire length must be kept under 328' (100m). For assistance, please consult factory.

	Transformer / Power Supplies								
	LS-TWM-1-300	LSLED-24V75W277	LSLED-24V96WD277	LSLED-24V 120 / 240 / 320 P09			LS6520		
Input Voltage	120V, 60Hz	120-277V 50/60Hz	120-277V 50/60Hz	120-277V 50/60Hz			100-277V, 50/60Hz		
Output Voltage	12/13/14V, 60Hz	24V DC	24V DC	24V DC			24V DC		
Wattage	1 x 300W circuit	75W	96W	120W	240W	320W	120W	240W	320W
LS793LED, 3W	42	13	21	25	52	70	25	52	70
LS793LED, 6W	23	6	12	14	29	39	14	29	39
LS793LED, 9W	15	4	8	9	19	26	9	19	26

NOTE: The above diagrams are intended to show electrical pathways between luminaires and ancillary device. These diagrams are not intended to show type or colour of cord / wire, luminaire input voltage rating, wire gauge or approved use of the cord / wire supplied with luminaires.

Wiring Diagram - Dynamic Colour (DMX) for 12-15V AC Circuit

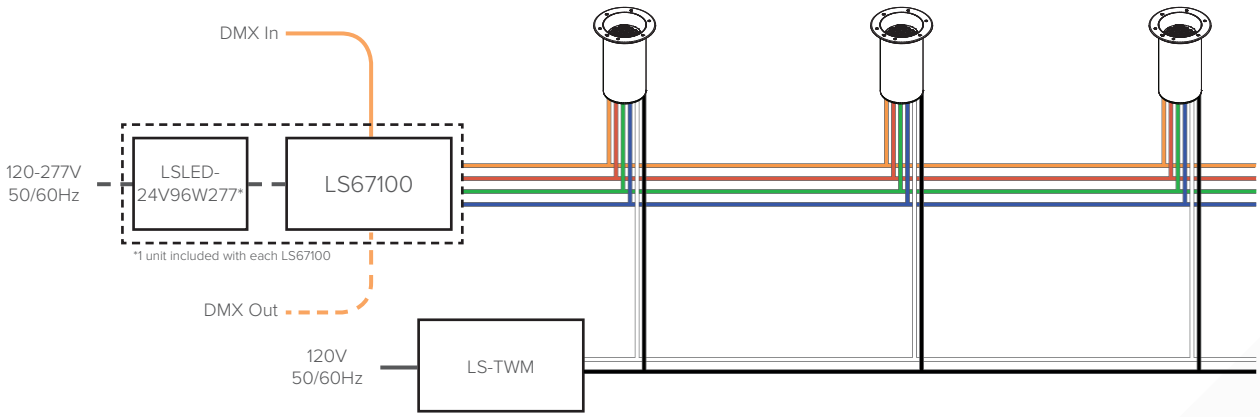

Control Protocols

DMX — For DMX control signal, use LS67100 DMX to PWM converter

Wiring Diagram - Dynamic Colour (DMX) for 24V DC Circuit

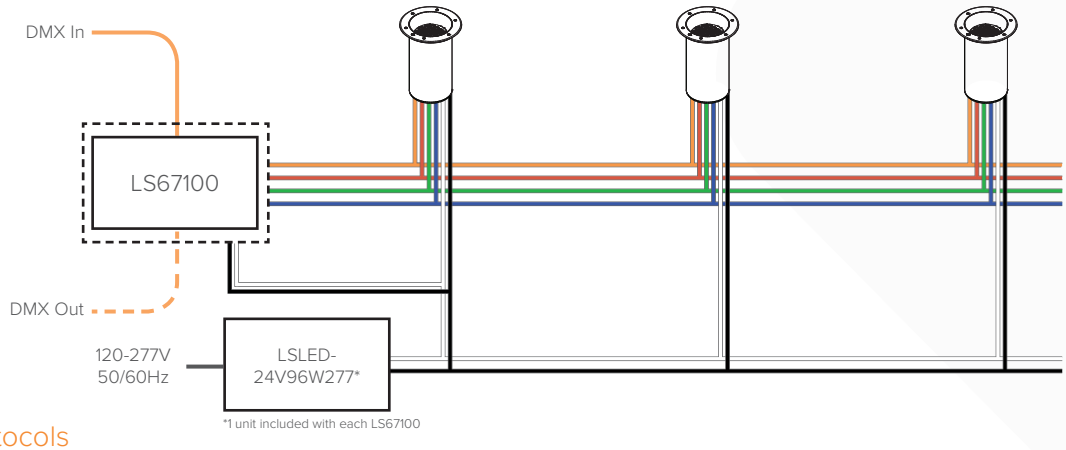

Control Protocols

DMX — For DMX control signal, use LS67100 DMX to PWM converter

Maximum Circuit Load

Compatibility with each transformer or power supply is indicated by the value shown in the table, representing the maximum number of luminaires that may be powered from each transformer or power supply. Please note, this does not take into consideration voltage drop or ampacity limits of the branch circuit. In addition, dimming circuit total wire length must be kept under 328' (100m). For assistance, please consult factory.

	Transformer / Power Supplies								
	LS-TWM-1-300	LSLED-24V75W277	LSLED-24V96WD277	LSLED-24V 120 / 240 / 320 P09			LS6520		
Input Voltage	120V, 60Hz	120-277V 50/60Hz	120-277V 50/60Hz	120-277V 50/60Hz			100-277V, 50/60Hz		
Output Voltage	12/13/14V, 60Hz	24V DC	24V DC	24V DC			24V DC		
Wattage	1 x 300W circuit	75W	96W	120W	240W	320W	120W	240W	320W
LS793LED, 3W	42	13	21	25	52	70	25	52	70
LS793LED, 6W	23	6	12	14	29	39	14	29	39
LS793LED, 9W	15	4	8	9	19	26	9	19	26

NOTE: The above diagrams are intended to show electrical pathways between luminaires and ancillary device. These diagrams are not intended to show type or colour of cord / wire, luminaire input voltage rating, wire gauge or approved use of the cord / wire supplied with luminaires.

Transformer / Power Supply Specifications

Class 2 LED Power Supplies

LSLED-24V96WD277

Electronic DC Power Supply - wall mounted

Input	120-277V, 50/60Hz
Output	24V DC, 4A max
Efficiency	86% typ.
Ambient Temperature Rating	-22°F to 140°F (-30°C to 60°C)
Connections	6 x 1/2" entries (3 in / 3 out)
UL Classification	UL 8750
Location	Dry / Damp location only
IP Rating	IP66 (NEMA 3)
Dimensions	**H** 1.3" **W** 3.0" **L** 11.46" (H 33mm / W 76mm / L 291mm)

LSLED-24V75W277

Electronic DC Power Supply - wall mounted

Input	120-277V, 50/60Hz
Output	24V DC, 3.13A, (0.05A min)
Efficiency	
Ambient Temperature Rating	-40°F to 140°F (-40°C to 60°C)
Connections	2 x 1/2" entries (in / out)
UL Classification	Class 2, UL1012 / 1585, UL1310
Location	Dry / Damp / Wet locations
IP Rating	IP66 (NEMA 3)
Dimensions	**H** 1.67" **W** 2.95" **L** 11.22" (H 42mm / W 75mm / L 285mm)

Low Voltage DC Power Supplies

LS6520

Power Unit for Wet Locations

Input	100-277V, 50/60Hz
Output	24 or 30V DC
Output Circuits	1
Approvals	UL2108, CSA C22.2 No. 250.0
IP Rating	IP65, suitable for wet locations
Dimensions	**H** 5.3" **W** 13.4" **D** 9.3" (H 134mm / W 341mm / D 236mm)
Weight	13.2lb (6.0kg)

LSLED-24V120WP09

Electronic DC Power Supply - wall mounted

Input	120-277V, 50/60Hz
Rating	120W
Output	24V or 30V
Ambient Temperature Rating	-40°F to 122°F (-40°C to 50°C)
Connections	2 x ¾" entries (power in / out) 2 x ¾" entries (low voltage out)
UL Classification	ANSI / UL2018, CSA C22.2 No. 250.0 - Listed Power Unit
Location	Dry / Damp / Wet locations
IP / NEMA Rating	1, 3R, 4X, 6P, 12
Dimensions	**H** 4.47" **W** 11.35" **D** 9.41" (H 120mm / W 288mm / D 293mm)
Weight	7.5lb (3.4kg)

LSLED-24V240WP09

Electronic DC Power Supply - wall mounted

Input	120-277V, 50/60Hz
Rating	240W
Output	24V or 30V
Ambient Temperature Rating	-40°F to 122°F (-40°C to 50°C)
Connections	2 x ¾" entries (power in / out) 2 x ¾" entries (low voltage out)
UL Classification	ANSI / UL2108 Wet Location Listed
Location	Dry / Damp / Wet locations
IP / NEMA Rating	1, 3R, 4X, 6P, 12
Dimensions	**H** 5.22" **W** 13.41" **D** 11.43" (H 133mm / W 341mm / D 290mm)
Weight	10.9lb (5.0kg)

LSLED-24V320WP09

Electronic DC Power Supply - wall mounted

Input	120-277V, 50/60Hz
Rating	320W
Output	24V or 30V
Ambient Temperature Rating	-40°F to 104°F (-40°C to 40°C)
Connections	2 x ¾" entries (power in / out) 2 x ¾" entries (low voltage out)
UL Classification	ANSI / UL2108 Wet Location Listed
Location	Dry / Damp / Wet locations
IP / NEMA Rating	1, 3R, 4X, 6P, 12
Dimensions	**H** 5.22" **W** 13.41" **D** 11.43" (H 133mm / W 341mm / D 290mm)
Weight	12.1lb (5.5kg)

Transformers for Landscape Lighting Applications

LS-TWM-1-300

Magnetic Transformer - wall mounted

Input	120V
Rating	300W
Output	12 / 13 / 14 / 15V
Output Circuits	1
Protection	Electrostatic shield, magnetic breaker
Approvals	UL, CUL
NEMA Rating	3R
Construction	Stainless steel
Dimensions	**H** 17.6" **W** 6.8" **D** 6.19" (H 447mm / W 173mm / D 157mm)
Weight	27lb (12.3kg)

Control Related Equipment

LS6133

0-10V to PWM translator - NEMA enclosure required (by others)

Input	24V DC
Rating	96W max
Output	4A max
Output Circuits	1
Approvals	UL, CUL Recognised, Class 2
IP Rating	IP66
Dimensions	**H** 5.2" **W** 1.3" **D** 1" (H 132mm / W 33mm / D 25mm)
Weight	0.2lb (0.1kg)

LSLED-24V12W277

Electronic DC Power Supply - NEMA enclosure required (by others)

Input	120-277V, 50/60Hz
Rating	12W / 0.5A
Output	24V DC
Output Circuits	1
Approvals	UL, CUL Recognized, Class 2
IP Rating	IP66
Location	Wet location
Dimensions	**H** 3.35" **W** 1.42" **D** 0.91" (H 85mm / W 36mm / D 23mm)
Weight	0.282lb (0.1kg)