

INSTALLATION INSTRUCTIONS



CATEGORY:
 MODEL:

Underwater
 LS365LED

LS365LED (IP68)

Warranty void if not installed per instructions and local electrical code

Note: Fixture uses intelligent driver. Always leave on for 20 seconds unless programming.

WARNING

It is strongly recommended to use Lumascape transformer

Opening luminaire will void warranty

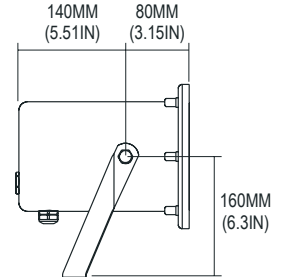
Install in accordance with National Electric Code, ANSI/NFPA 70 or the Canadian Electrical Code, Part I (CEC), CSA C22.1

Never use electronic transformers with LED luminaires

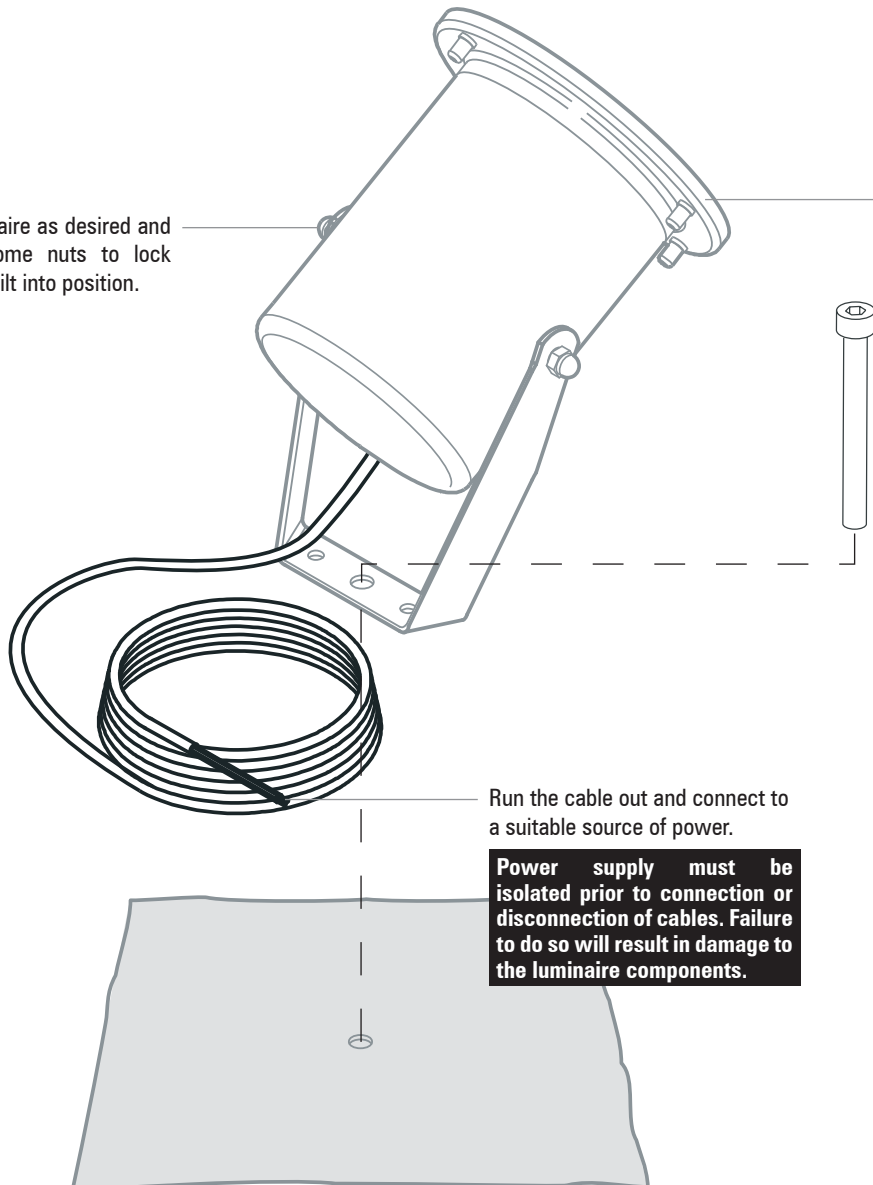
CAUTION

- Luminaire is factory sealed. Do not remove cover.
- The luminaire should only be used complete with its protective shield (cover).
- Do not shorten, interfere or disconnect cable from luminaire. Warranty will be void if cable assembly is tampered with.
- If cable is damaged replace with cable supplied by Lumascape only.
- Do not use power tools to tighten screws.
- Do not overtighten screws.

OVERVIEW



Aim luminaire as desired and tighten dome nuts to lock luminaire tilt into position.



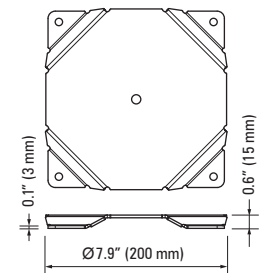
Luminaire is factory sealed. **DO NOT REMOVE COVER.**

Secure luminaire to mounting surface using a suitable non-corrosive fastener. One 5/16 in (8 mm) stainless steel masonry anchor is recommended for concrete mounting.

Luminaire may also be mounted using the optional LS6074 Mounting Plate depicted below

Run the cable out and connect to a suitable source of power.

Power supply must be isolated prior to connection or disconnection of cables. Failure to do so will result in damage to the luminaire components.



LS6074 Mounting Plate
 (optional accessory)

Wiring Diagrams

Mains Voltage



Single Color 0-10 V Dimmable

Wire Colour	Designation
Black	Active
White	Neutral
Green	Earth
Orange	0-10 V Output
Blue	0-10 V Input
Red	N/A

Low Voltage



RGB

Wire Colour	Designation
White	AC 1
Black	AC 2
Orange	Com +
Red	Red -
Green	Green -
Blue	Blue -

Should you experience any difficulty, please contact Lumascope directly: phone (866) 695-5862 or email info@lumascope.com

IF IN DOUBT, PLEASE CALL

www.lumascope.com