












Project Name	
Type	
Part Number	
Quantity	
Notes	

## Product Overview

The aCount is a sleek are luminaire available in 1 or 3 LED. An RGBW option is also available with ZDCLink® Controllers.

## Features

Total Lumens	166 lm
Power Consumption	2.2 W   4.4 W   4.5 W   7.2 W
Input Voltage	White: 10-15 Vac, 50/60 Hz   ZDC: 11-15 Vac, 50/60 Hz
Installation Requirements	Downward Direction Only
Typical Lifetime	White: 72,000 hrs   RGBW: 55,000 hrs
Weight	4.0 lb (1.8 kg)
Compliance	     
Color Options	  

## Technology



## Written Specifications

### Electrical

Power Consumption	Specified power consumption indicates the full apparent power.
Input Voltage	White: 10–15 Vac/dc, 50/60 Hz. RGBW: 11–15 Vac, 50/60 Hz. Remote transformer required (specify separately).
Configuration	Integral driver.
LED	White: Lumileds® RGBW: Cree®
Thermal Management	CoolDrive™ onboard thermal monitoring and control.
Lifetime	White: >72,000 hours (L70, B10, TM21 Reported) RGBW: >55,000 hours (L70, B10, TM21 Reported)
Dimming	Luxor® control or a trailing-edge (reverse phase-cut) dimmer.

### Control

Luxor® Control	The ZDLink Controller utilizes Luxor Technology™ to zone luminaires in up to 250 groups, dim each group in 1% increments between 0% and 100%, or change to one of 30,000+ colors with RGBW LEDs. Select the ZD option for zoning/dimming or ZDC for zoning/dimming/color. Standard luminaire is zoneable with ZDLink.
----------------	---

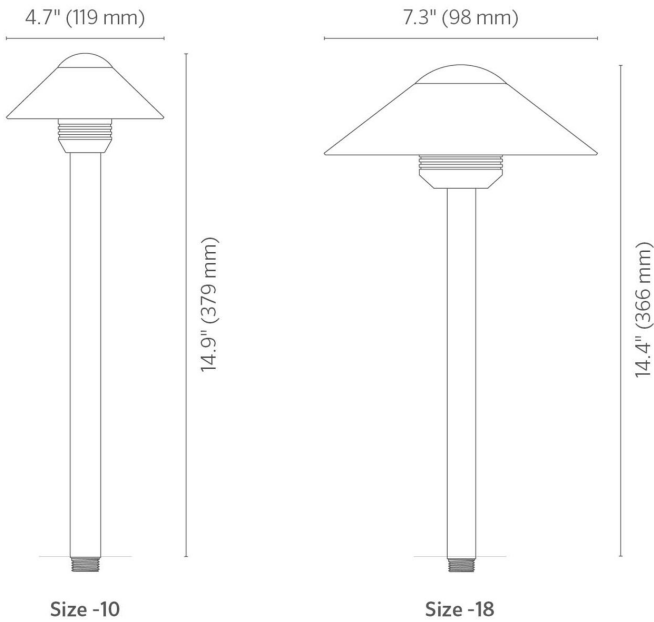
### Physical

Construction	Machined C360 brass cap and reducer with spun C110 copper top/shade on an extruded C110 copper riser, or die-cast A380 aluminum components with extruded and machined riser.
Finish	Options of natural metal finish, antiqued finish with brushed (Antique Bronze) or tumbled (Antique Tumbled) effect, or polyester TGIC powder-coat finish, providing superior outdoor weathering in all conditions. Tested to ASTM standards. Antique finishes sealed with a clear TGIC powder-coat layer. Brass accent pieces (cap and reducer) remain natural (not powder coated) for powder coated finishes.
Installation	Designed for installation in the downward lighting direction only.
Installation Accessories (Included)	Item ships with the ProAim™ Adjustable Ratcheting Stake (PARS). Stake is 10" long, includes tamper resistant features, and is made from ABS.
Wiring	18 AWG (1 mm); SPT-1W; 220°F (105°C); 300 V; 10' (3 m) length, measured from the light aperture.
Socket	MicroAntileach™ Technology to prevent moisture from wicking up into sealed areas of the luminaire.
Ambient Operating Temperature	0°F to 140°F (-18°C to 60°C).
Lens	Polycarbonate lens with shock resistance and high tolerance for thermal expansion and stress.
Lens Transparency	Frosted
Threads	½"-14 NPSM
Riser	Features ¾" (19 mm) copper riser with press-fit brass fittings inserted at 2,000+ lbs (907 kg) of pressure, eliminating the need for adhesives or fasteners.

Housing Capacity	Round 1LED, 3LED, or ZDC-M
Weight	4.0 lb (1.8 kg)
<b>Compliance</b>	
IP Rating	IP65
Environment	Dry, Damp, Wet locations
BUG Rating	B0-U0-G0
Dark-Sky Compliance	Select a light source of 3,000K or lower to meet International Dark-Sky Association criteria.
Wildlife-Friendly Lighting	The 3LEDT option is Wildlife Lighting Certified by the Florida Fish and Wildlife Conservation Commission.
Certifications	UL 1838. Compliant per IEC 60598-1 and IEC 60598-2-4 when used with the Ground Mount ("GM-XX") or alternate mount greater than or equal to IP65.
<b>Overview</b>	
About Us	Lumascape transforms spaces with precision-engineered lighting solutions, proven to perform. Since 1991, customers have relied on us as a leading manufacturer of high-quality, innovative luminaires that solve their toughest lighting challenges. Our global experts combine sophisticated design, advanced technologies, quality materials, and rigorous testing to manufacture a comprehensive range of lighting systems that consistently exceed performance expectations. Lumascape is a member of the Hunter Industries Family of Companies. Learn more at <a href="http://lumascape.com">lumascape.com</a> .
Manufacturing	ISO 9001:2015 certified facility.
Warranty	5-year limited warranty.

## Specifications

### Dimensions



### aCount-10 Recommended Spacing

Center Beam	1 LED	
Foot-Candles (Lux)	12" (305 mm) Riser	18" (457 mm) Riser
0.1 fc (1.1 lx)	6.5' (2.0 m)	8.4' (2.6 m)
0.3 fc (3.2 lx)	5.0' (1.5 m)	6.6' (2.0 m)
0.5 fc (5.4 lx)	4.5' (1.4 m)	6.0' (1.8 m)
0.8 fc (8.6 lx)	4.3' (1.3 m)	5.0' (1.5 m)
1.0 fc (10.8 lx)	4.0' (1.2 m)	4.5' (1.4 m)
0.1 fc (1.1 lx) minimum spacing recommended for residential projects		
0.3 fc (3.2 lx) minimum spacing recommended for commercial projects		

aCount-18 Recommended Spacing

Center Beam Foot-Candles (Lux)	1 LED		3 LED	
	12" (305 mm) Riser	18" (457 mm) Riser	12" (305 mm) Riser	18" (457 mm) Riser
0.1 fc (1.1 lx)	11.0' (3.4 m)	13.5' (4.1 m)	12.0' (3.7 m)	15.0' (4.6 m)
0.3 fc (3.2 lx)	8.0' (2.4 m)	7.8' (2.4 m)	9.5' (2.9 m)	12.0' (3.7 m)
0.5 fc (5.4 lx)	6.5' (2.0 m)	6.0' (1.8 m)	8.5' (2.6 m)	10.5' (3.2 m)
0.8 fc (8.6 lx)	5.0' (1.5 m)	4.5' (1.4 m)	7.5' (2.3 m)	8.0' (2.4 m)
1.0 fc (10.8 lx)	4.2' (1.32 m)	4.0' (1.2 m)	7.0' (2.1 m)	7.0' (2.1 m)
0.1 fc (1.1 lx) minimum spacing recommended for residential projects				
0.3 fc (3.2 lx) minimum spacing recommended for commercial projects				

## Configuration

For complete and up-to-date product options, configure the aCOT using our online [product configurator](#).

aCOT							
Code	Size	Material	Control	Output	Light Source	Height	Finish
Mounting & Installation							

### Size

4.7" (119 mm) diameter (10)



7.9" (200 mm) diameter (18)



### Material

Copper/Brass

### Control

**Standard (-)**  
1) On/Off, 2) Phase-cut Dimming, or 3) Zone with Luxor® Technology using the ZDClick Lighting Controller.

**Zone/Dim (ZD)**  
Zone/Dim with Luxor® Technology using the ZDClick Lighting Controller.

**Zone/Dim/Color (ZDC)**  
Zone/Dim/Color with Luxor® Technology using the ZDClick Lighting Controller.

### Output

**2.2 W (1LED)**  
51-62 lm

**2.2 W**  
51-62 lm, for ZD control

**4.4 W (3LED)**  
166 lm

**4.4 W**  
166 lm, for ZD control

**4.5 W (-)**  
74 lm, Wildlife-friendly, for ZD control, Size -18 only

**7.2 W**  
For ZDC control, Size -18 only

### Light Source

**Static White (K27)**  
2,700 K (80+ CRI)



**RGBW**  
For ZDC control
















**Wildlife-Friendly (T)**  
Amber (585 to 595 nm)



### Height

- 12" (300 mm) Riser (12R)
- 18" (450 mm) Riser (18R)
- 24" (600 mm) Riser (24R)

### Finish

- |  |   |  |   |   |   |
|--|---|--|---|---|---|
| <input type="checkbox"/> <b>Black (BL)</b><br>RAL9004 from RAL Classic collection  |    | <input type="checkbox"/> <b>Anthracite Gray (AG)</b><br>RAL7016 from RAL Classic collection  |  | <input type="checkbox"/> <b>Basalt Gray (BT)</b><br>RAL7012 from RAL Classic collection   |  |
| <input type="checkbox"/> <b>Graphite Gray (GH)</b><br>Graphite Gray powder-coat finish   |    | <input type="checkbox"/> <b>Anodic Silver (SL)</b><br>RAL9006 from RAL Classic collection  |  | <input type="checkbox"/> <b>White (WT)</b><br>RAL9016 from RAL Classic collection   |  |
| <input type="checkbox"/> <b>Dark Bronze (DB)</b><br>RAL8019 from RAL Classic collection  |    | <input type="checkbox"/> <b>Latte (LT)</b><br>RAL7006 from RAL Classic collection  |  | <input type="checkbox"/> <b>Dark Aluminium (DA)</b><br>RAL9007 from RAL Classic collection  |  |
| <input type="checkbox"/> <b>Natural Copper (CU)</b>  |    | <input type="checkbox"/> <b>Antique Bronze (AB)</b><br>Natural brass material with brushed antique effect. Finish sealed with a clear TGIC powder-coat finish layer. |  | <input type="checkbox"/> <b>Antique Tumbled (AT)</b><br>Natural brass material with tumbled antique effect. Finish sealed with a clear TGIC powder-coat finish layer. |  |
| <input type="checkbox"/> <b>Custom RAL (CC)</b><br>A one-off custom color setup fee applies. Click on 'More Info' button to add to your enquiry. Contact Lumascape for volume discount on setup fee. |  |  |   |   |   |

### Mounting & Installation

Included with product.

- ProAim™ Ratcheting Stake**  
10" (250 mm) adjustable stake for ½"-14 NPSM threads



## Accessories

### Mounting & Installation

Specify Separately

**Super J-Box Stake (SJ)**

2.0" (51 mm) metal cap with 1/2"-14 NPSM threads over an 11" (279 mm) ground stake.



**Post Mount (PM)**  
Suitable for use on 1/2" NPSM ground-mount luminaires and is specified separately.



**Ground Mount (GM)**

The Ground Mount is a 4.4" (112 mm) aluminum cap with 1/2"-14 NPSM threads and wire compartment; 2.0" schedule 40 conduit.



**Versabox® (VB-050)**

A 1.5" (38 mm) brass cap with 1/2"-14 NPSM threads.



**Line Mount (LNM)**

In-ground mounting accessory with cavity for mini transformers.



### Risers

Specify Separately

**Copper Straight Riser (—)**

1.2" (30 mm) OD and 1/2"-14 Male and Female NPSM threads





## Power Supplies

Specify Separately

**Multi-Tap Transformer (PROLINK)**

The industry's most reliable multi-tap transformer.



**ZDClk® Lighting Controller (ZDClk)**

A combined lighting controller and transformer (120 Vac to 14 Vac) that offers powerline zoning, dimming, RGBW color changing, and optional Wi-Fi control via Luxor Technology™



**Dimmable Mini Transformer (ST-120-DIM)**

60 W, 120 V to 12 Vac step-down transformer.



**Non-Dimmable Mini Transformer (ST-UV)**

30 W universal voltage step-down transformer.



**6 W Plug-in Transformer (MT-6W)**

Standard North American Type A, Class 2 transformer with 6 W capacity and 1' (300 mm) flying leads.

**30 W Plug-in Transformer (MT-30W)**

Standard North American Type A, Class 2 transformer with 30 W capacity and 1' (300 mm) flying leads.

## Supplemental Surge Protection

Specify Separately

**In-Line Surge Arrestor (SURGE-MOD)**

Provides two additional layers of surge protection (up to 10KW) to any 12 Vac/dc LED luminaire.



## Wire Connections

Specify Separately

**Heat Shrink Wire Connectors - Medium (WCHSMD20)**

Tin-coated copper butt splices with adhesive-filled heat shrink tubes.



**Heat Shrink Wire Connectors - Small (WCHSSM20)**

Tin-coated copper butt splices with adhesive-filled heat shrink tubes.



Custom Color

A one-off setup fee applies for each custom color per order. Add to your enquiry.

- Custom Color Setup  
Fee: Essential  
Series (Custom RAL  
Color Setup)  
Custom RAL colour  
setup fee



# Give every landscape the light it deserves



When it comes to lighting design, why should architecture have all the fun? We've added more than 50 new landscape luminaires, offering unmatched performance, simple installation, and compatibility with state-of-the-art Luxor® Technology. Discover endless new possibilities to bring your next landscape lighting project to life at [lumascap.com](http://lumascap.com).



**ARCHITECTURAL & FACADE LIGHTING**  
Learn more. Visit [lumascap.com](http://lumascap.com)

 **LUMASCAPE**