







Project Name	
Type	
Part Number	
Quantity	
Notes	

Product Overview

The dFresco-7 is a medium-sized wall wash luminaire in 1 LED. Available in die-cast aluminum construction.

Features

Total Lumens	106 lm
Power Consumption	2.2 W
Input Voltage	White: 10 to 15 Vac/dc, 50/60 Hz
Installation Requirements	Upward Direction Only
Typical Lifetime	White: 72,000 hrs
Weight	2.4 lb (1.1 kg)
Compliance	   RoHS COMPLIANT
Color Options	

Technology



Written Specifications

Electrical

Power Consumption	Specified power consumption indicates the full apparent power.
Input Voltage	10–15 Vac/dc, 50/60 Hz. Remote transformer required (specify separately).
Configuration	Integral driver.
LED	Lumileds®
Thermal Management	CoolDrive™ onboard thermal monitoring and control.
Lifetime	>72,000 hours (L70, B10, TM21 Reported)
Dimming	Luxor® control or a trailing-edge (reverse phase-cut) dimmer.

Control

Luxor® Control	The ZDClick Controller utilizes Luxor Technology™ to zone luminaires in up to 250 groups, dim each group in 1% increments between 0% and 100%, or change to one of 30,000+ colors with RGBW LEDs. Select the ZD option for zoning/dimming or ZDC for zoning/dimming/color. Standard luminaire is zoneable with ZDClick.
----------------	---

Physical

Construction	Die-cast A380 aluminum housing and shield with stainless steel hardware. Die-cast zinc/aluminum alloy knuckle.
Finish	Two-layer protection of marine-grade anodization and polyester TGIC powder-coat finish, providing superior outdoor weathering in all conditions. Tested to ASTM standards.
Beam Angles	90° (H) x 90° (V)
Installation	Designed for installation in the upward lighting direction only.
Installation Accessories (Included)	Item ships with the ProAim™ Adjustable Ratcheting Stake (PARS). Stake is 10" long, includes tamper resistant features, and is made from ABS.
Adjustability	Compress-and-lock features prevent slip after installation. Offers 9° increments of adjustability over 220° of vertical alignment.
Wiring	18 AWG (1 mm); SPT-1W; 220°F (105°C); 300 V; 10' (3 m) length, measured from the light aperture. International ("e") length is shorter.
Socket	MicroAntileach™ Technology to prevent moisture from wicking up into sealed areas of the luminaire.
Ambient Operating Temperature	0°F to 140°F (-18°C to 60°C).
Lens	Tempered glass lens with shock resistance and high tolerance for thermal expansion and stress.
Lens Transparency	Frosted
Glare Control	17° angled shield.
Hardware	Brass and/or stainless steel hardware
Threads	½"-14 NPSM
Housing Capacity	Round 1LED
Weight	2.4 lb (1.1 kg)

Compliance

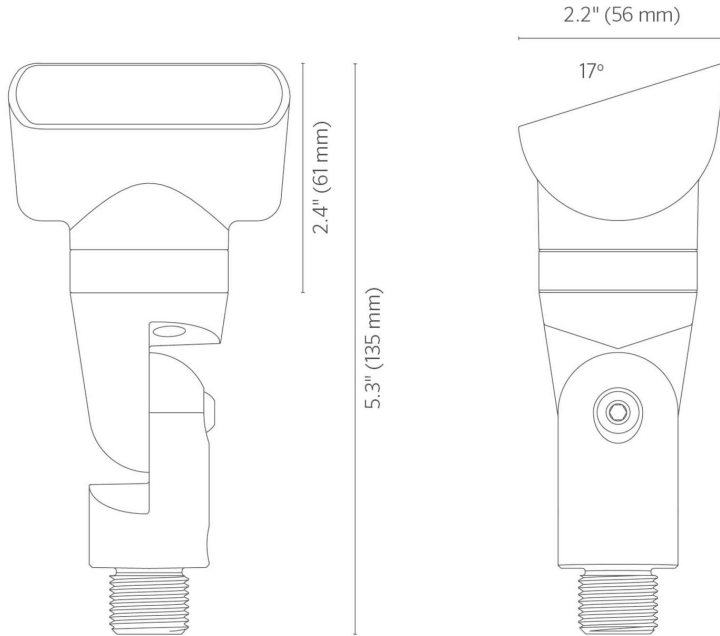
IP Rating	IP65
Environment	Dry, Damp, Wet locations
Certifications	UL 1838, CSA C22.2 No. 250.7, IEC 60598-1, IEC 605598-2-4, FCC Part 15, Subpart B, ISED Canada ICES-005, EN 55015, EN 61547, EN 61000-3-2, EN 61000-3-3. Default configuration UL Listed. CE certification is met when the “e” option is selected.

Overview

About Us	Lumascapе transforms spaces with precision-engineered lighting solutions, proven to perform. Since 1991, customers have relied on us as a leading manufacturer of high-quality, innovative luminaires that solve their toughest lighting challenges. Our global experts combine sophisticated design, advanced technologies, quality materials, and rigorous testing to manufacture a comprehensive range of lighting systems that consistently exceed performance expectations. Lumascapе is a member of the Hunter Industries Family of Companies. Learn more at lumascapе.com .
Manufacturing	ISO 9001:2015 certified facility.
Warranty	5-year limited warranty.

Specifications

Dimensions



Photometrics 1LED

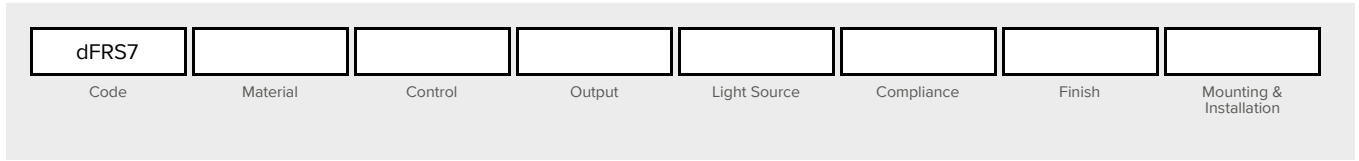
dFresco-7 1LED Illuminance at a Distance

Feet (Meters)	Center Beam	Beam Width	
	Foot-Candles (Lux)	Vertical 77.2°	Horizontal 90.8°
3' (0.9 m)	5.9 fc (63 lx)	4.8' (1.5 m)	6.1' (1.9 m)
6' (1.8 m)	1.5 fc (16 lx)	9.6' (2.9 m)	12.2' (3.7 m)
9' (2.7 m)	0.7 fc (7 lx)	14.4' (4.4 m)	18.2' (5.5 m)
12' (3.7 m)	0.4 fc (4 lx)	19.2' (5.9 m)	24.3' (7.4 m)
15' (4.6 m)	0.2 fc (3 lx)	23.9' (7.3 m)	30.4' (9.3 m)
18' (5.5 m)	0.2 fc (2 lx)	28.7' (8.7 m)	36.5' (11.1 m)

Note: Photometric data displayed using 2,700 K CCT.

Configuration

For complete and up-to-date product options, configure the dFRS7 using our online [product configurator](#).



Material

- Aluminum (A)**
Die-cast A380 aluminum with stainless steel hardware. Available in powder-coated finishes only.

Control

- Standard (-)**
1) On/Off, 2) Phase-cut Dimming, or 3) Zone with Luxor® Technology using the ZDClick Lighting Controller.
- Zone/Dim (ZD)**
Zone/Dim with Luxor® Technology using the ZDClick Lighting Controller.

Output

- 2.2 W (1LED)**
106 lm
- 2.2 W**
106 lm, for ZD control

Light Source

- Static White (K27)**
2,700 K (80+ CRI)













Compliance

- North America**
UL listed
- International (E)**
Bracket mount, UL listed and CE approved. Required for shipment outside of North America




Finish

- | | | | | | |
|---|---|--|---|---|---|
| <input type="checkbox"/> Black (BL)
RAL9004 from RAL
Classic collection |  | <input type="checkbox"/> Anthracite Gray (AG)
RAL7016 from RAL
Classic collection |  | <input type="checkbox"/> Basalt Gray (BT)
RAL7012 from RAL
Classic collection |  |
| <input type="checkbox"/> Graphite Gray (GH)
Graphite Gray powder-coat finish |  | <input type="checkbox"/> Anodic Silver (SL)
RAL9006 from RAL
Classic collection |  | <input type="checkbox"/> White (WT)
RAL9016 from RAL
Classic collection |  |
| <input type="checkbox"/> Dark Bronze (DB)
RAL8019 from RAL
Classic collection |  | <input type="checkbox"/> Latte (LT)
RAL7006 from RAL
Classic collection |  | <input type="checkbox"/> Dark Aluminium (DA)
RAL9007 from RAL
Classic collection |  |
| <input type="checkbox"/> Custom RAL (CC)
A one-off custom color setup fee applies. Click on 'More Info' button to add to your enquiry. Contact Lumascape for volume discount on set-up fee. |  | | | | |

Mounting & Installation

Included with product.

- | | |
|--|---|
| <input type="checkbox"/> ProAim™ Ratcheting Stake
10" (250 mm) adjustable stake for ½"-14 NPSM threads |  |
|--|---|

Accessories

Mounting & Installation

Specify Separately

Super J-Box Stake (SJ)

2.0" (51 mm) metal cap with 1/2"-14 NPSM threads over an 11" (279 mm) ground stake.



Post Mount (PM)

Suitable for use on 1/2" NPSM ground-mount luminaires and is specified separately.



Ground Mount (GM)

The Ground Mount is a 4.4" (112 mm) aluminum cap with 1/2"-14 NPSM threads and wire compartment; 2.0" schedule 40 conduit.



Mini Mount (MM-050)



Versabox® (VB-050)

A 1.5" (38 mm) brass cap with 1/2"-14 NPSM threads.



Mini J-Box (MJ-050)

A 1.5" (38 mm) aluminum wall mount with 1/2"-14 NPSM threads and wire compartment.



Treebox® (TB)

A dual 1/2"-14 NPSM threads with wire compartment.



Gutter Mount (GM-SS)

A 4.4" (112 mm) aluminum cap with 1/2"-14 NPSM threads and wire compartment; 2.0" schedule 40 conduit.



Wall Plate 1-Gang (WP-1G-050)

1-gang wall plate with 1/2"-14 NPSM threads.



Wall Plate, Round (WP-RD-050)

5" (127 mm) round wall plate with 1/2"-14 NPSM threads.



Non-Penetrating Tree Ring (TR)

Adjustable, drill-free, non-penetrating tree ring, accommodates up to six luminaires.



Line Mount (LNM)

In-ground mounting accessory with cavity for mini transformers.



Riser & Couplings

Specify Separately

Straight Riser (—)

An aluminum straight riser with 0.8" (12 mm) OD and 1/2"-14 Male NPSM x2 threads.



Angled Sign-Light Riser (—)

An aluminum angled sign-light riser with 0.8" (12 mm) OD, 45° bend, and 1/2"-14 NPSM x2 threads.



Straight Coupling (COUP)

An aluminum straight coupling 1.3" (32 mm) x 2.0" (51 mm).



Coupling, 90-deg, 1/2" NPSM (ELBW-050)

An aluminum 90° coupling 1.3" (32 mm) x 2.0" (51 mm).



Coupling, T, 1/2" NPSM (TMNT-050)

An aluminum T Coupling, 1/2" NPSM Thread.



Power Supplies

Specify Separately

Multi-Tap Transformer (PROLINK)
The industry's most reliable multi-tap transformer.



ZDclick® Lighting Controller (ZDclick)
A combined lighting controller and transformer (120 Vac to 14 Vac) that offers powerline zoning, dimming, RGBW color changing, and optional Wi-Fi control via Luxor Technology™



Dimmable Mini Transformer (ST-120-DIM)
60 W, 120 V to 12 Vac step-down transformer.



Non-Dimmable Mini Transformer (ST-UV)
30 W universal voltage step-down transformer.



6 W Plug-in Transformer (MT-6W)
Standard North American Type A, Class 2 transformer with 6 W capacity and 1' (300 mm) flying leads.

30 W Plug-in Transformer (MT-30W)
Standard North American Type A, Class 2 transformer with 30 W capacity and 1' (300 mm) flying leads.

Supplemental Surge Protection

Specify Separately

In-Line Surge Arrestor (SURGE-MOD)
Provides two additional layers of surge protection (up to 10KW) to any 12 Vac/dc LED luminaire.



Wire Connections

Specify Separately

Heat Shrink Wire Connectors - Medium (WCHSMD20)
Tin-coated copper butt splices with adhesive-filled heat shrink tubes.



Heat Shrink Wire Connectors - Small (WCHSSM20)
Tin-coated copper butt splices with adhesive-filled heat shrink tubes.



Custom Color

A one-off setup fee applies for each custom color per order. Add to your enquiry.

- Custom Color Setup
Fee: Essential
Series (Custom RAL
Color Setup)
Custom RAL colour
setup fee



Give every landscape the light it deserves



When it comes to lighting design, why should architecture have all the fun? We've added more than 50 new landscape luminaires, offering unmatched performance, simple installation, and compatibility with state-of-the-art Luxor® Technology. Discover endless new possibilities to bring your next landscape lighting project to life at lumascap.com.



ARCHITECTURAL & FACADE LIGHTING
Learn more. Visit lumascap.com

 **LUMASCOPE**