










Project Name	
Type	
Part Number	
Quantity	
Notes	

Product Overview

The Vedita VE9 is a compact in-ground or wall-mounted luminaire, perfect for indoor and outdoor architectural applications. This luminaire is supplied with a sturdy installation sleeve, ideal for architectural installations. The premium stainless construction ensures long-lasting performance and comes standard with an ElectroPolishPlus™ surface treatment.

Features

Lumen Output	20 lm
Power Consumption	3 W
Typical Lifetime	> 60,000 hours (B10, L70, TM21 Reported)
Control Protocol	PWM (0-10V, DMX, DALI)
Diameter	1.8" (45 mm)
Static Load Rating	992 lb (450 kg)
IP Rating	IP68
IK Rating	IK10
Compliance	   
Color Options	  

Technology



Technical Information

Apertures	Static White & Color	Lumen Output (lm)	Efficacy (lm/W)	Peak Intensity (cd)
180-deg	2,700 K (80 CRI)	10	3	17
	3,000 K (80 CRI)	-	-	-
	4,000 K (80 CRI)	-	-	-
	Blue (470nm)	-	-	-
360-deg	2,700 K (80 CRI)	20	7	10
	3,000 K (80 CRI)	-	-	-
	4,000 K (80 CRI)	-	-	-

Written Specifications

Electrical

Power Consumption (W)	3 W
Input Voltage	International: 24 Vdc North America: 12-15 Vac, 60 Hz or 12-24 Vdc
Configuration	Integral driver
LED	Lumileds®
Thermal Management	CoolDrive™ onboard thermal monitoring and control
Lifetime	> 60,000 hours (B10, L70, TM21 Reported)

Control

Protocol	PWM (DMX, DALI, 0-10 V)
----------	-------------------------

Physical

Construction	316 Marine-Grade Stainless Steel bezel with polymer housing
Installation	Recessed in-ground or in wall
Installation Accessories (Included)	Installation sleeve
Installation Accessories (Specify Separately)	LS6107 preinstallation niche for concrete pour applications
Ambient Operating Temperature	-20°C to +50°C (-4°F to 122°F)
Surface Temperature	≤65°C (≤149°F) HumanTouch Compliant
Exposed Dimensions	0.5" (14 mm)
Weight	0.9 lb (0.4 kg)

Compliance

IP Rating	IP68
NEMA Type	01 Aperture: Type 7 x 3 (H x V) 04 Aperture: Type 7
IK Rating	IK10
Drive-Over	Static load: 992 lbs (450 kg)
BUG Rating	B0-U1-G1
IES Classification	Type IV
Certifications	ETL, CE, UKCA, RCM

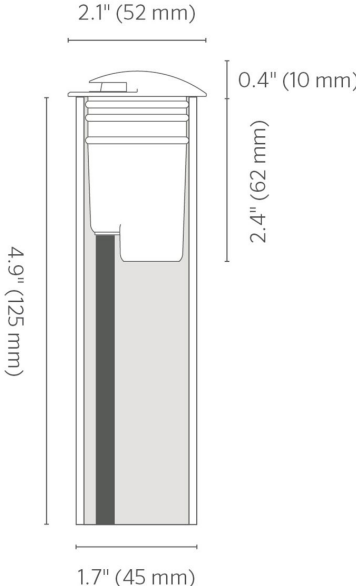
Overview

Lumascap	Lumascap transforms spaces with precision-engineered lighting solutions, proven to perform. Since 1991, customers have relied on us as a leading manufacturer of high-quality, innovative luminaires that solve their toughest lighting challenges. Our global experts combine sophisticated design, advanced technologies, quality materials, and rigorous testing to manufacture a comprehensive range of lighting systems that consistently exceed performance expectations. Lumascap is a member of the Hunter Industries Family of Companies. Learn more at lumascap.com .
Manufacturing	ISO 9001:2015 certified facility
Limited Warranty	5

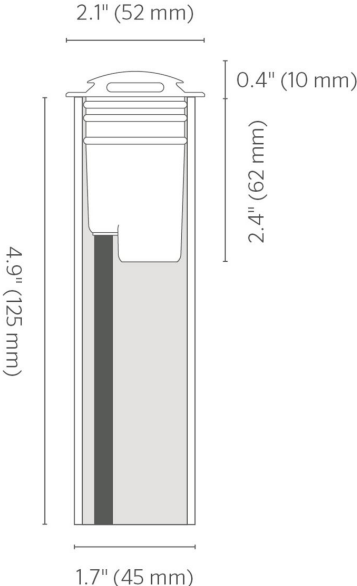
Specifications

Dimensions

1 Aperture



4 Apertures



Configuration

For complete and up-to-date product options, configure the LS9409LED using our online product configurator.





LS9409LED							
Code	Power Consumption	Light Source	Trim Style	Apertures	Input Voltage	Control	Cable Length

Power Consumption

- 3 W (3D)

Light Source

Alternative LED colors and CRIs available on request.

- Static White (827)**
2,700 K (80 CRI, 3 SDCM) 
- Static White (830)**
3,000K (80 CRI, 3 SDCM) 
- Static White (840)**
4,000 K (80 CRI, 3 SDCM) 
- Single Colour (BLU)**
Blue 


Trim Style

- Stainless Steel (SS)

Apertures

- One (1A)**
One aperture (1 x 180°) 
- Four (4A)**
Four aperture (4 x 85°) 

Input Voltage

- 12-15 Vac, 60 Hz or 12-24 Vdc (13) 

Control

Non-Dimmable (ND)
For single color, non-dimming applications only.

PWM Dimmable (DP)



Cable Length

6 ft (006)
Flexible rubber cable

26 ft (026)
Flexible rubber cable

50 ft (050)
Flexible Rubber cable

65 ft (065)
Flexible rubber cable

82 ft (082)
Flexible rubber cable

Accessories

Mounting & Installation

Specify Separately

Included Installation Sleeve

Luminaire is supplied with PVC mounting sleeve and trim. The luminaire can be used with or without this assembly. Sleeve is equivalent to a North American 1.5" Schedule 40 conduit.



Preinstallation Niche (LS6107)

In-ground mounting kit for the LS940x luminaires. Accurately position the luminaire in rebar and concrete-pour applications. Recommended use with ¾" conduit entry for each luminaire. Conduit not included.

