



Project Name	
Type	
Part Number	
Quantity	
Notes	

Product Overview

The pShimmer-6 is a hanging down light for overhead illumination in 1 or 3 LED. Available in aluminum construction. A zoning/dimming version is also available for use with ZDClick® Controllers.

Features

Total Lumens	209 lm
Power Consumption	2.2 W 4.4 W 7.2 W
Input Voltage	White: 10-15 Vac/dc, 50/60 Hz ZDC: 11-15 Vac/dc, 50/60 Hz
Installation Requirements	Downward Direction Only
Typical Lifetime	White: 72,000 hrs RGBW: 55,000 hrs
Weight	1.3 lb (0.6 kg)
Compliance	
Color Options	

Technology



Written Specifications

Electrical

Power Consumption	Specified power consumption indicates the full apparent power.
Input Voltage	White: 10–15 Vac/dc, 50/60 Hz. RGBW: 11–15 Vac, 50/60 Hz. Remote transformer required (specify separately).
Configuration	Integral driver.
LED	White: Lumileds® RGBW: Cree®
Thermal Management	CoolDrive™ onboard thermal monitoring and control.
Lifetime	White: >72,000 hours (L70, B10, TM21 Reported) RGBW: >55,000 hours (L70, B10, TM21 Reported)
Dimming	Luxor® control or a trailing-edge (reverse phase-cut) dimmer.

Control

Luxor® Control	The ZDClick Controller utilizes Luxor Technology™ to zone luminaires in up to 250 groups, dim each group in 1% increments between 0% and 100%, or change to one of 30,000+ colors with RGBW LEDs. Select the ZD option for zoning/dimming or ZDC for zoning/dimming/color. Standard luminaire is zoneable with ZDClick.
----------------	---

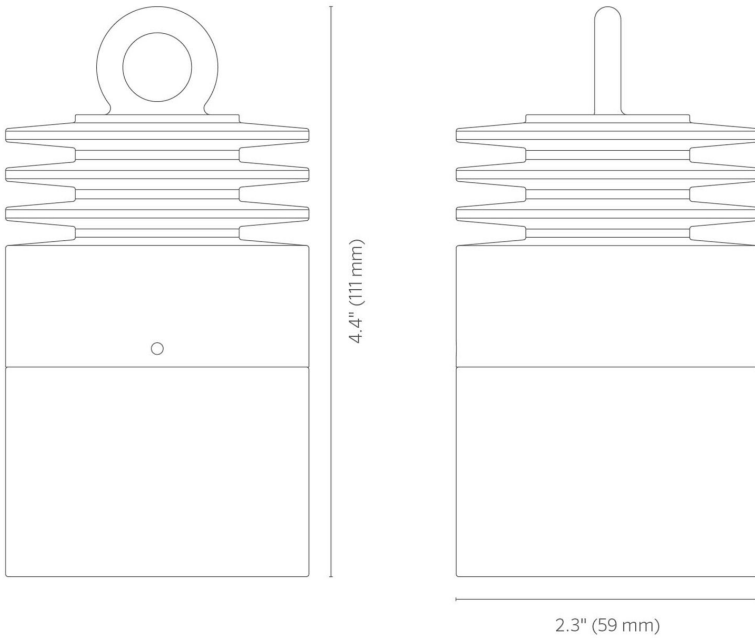
Physical

Construction	Die-cast A380 aluminum housing and shield with stainless steel setscrew, hanging cable, and cable lock.
Finish	Two-layer protection of marine-grade anodization and polyester TGIC powder-coat finish, providing superior outdoor weathering in all conditions. Tested to ASTM standards.
Beam Angles	50°
Installation	Designed for installation in the downward lighting direction only.
Installation Accessories (Included)	Item ships with 3/64" diameter stainless steel cable with cable lock. Cable length is 24" (610 mm).
Wiring	18 AWG (1 mm); SPT-1W; 220°F (105°C); 300 V; 10' (3 m) length, measured from the light aperture. International ("e") length is shorter.
Socket	MicroAntileach™ Technology to prevent moisture from wicking up into sealed areas of the luminaire.
Ambient Operating Temperature	0°F to 140°F (-18°C to 60°C).
Lens	Tempered glass lens with shock resistance and high tolerance for thermal expansion and stress.
Lens Transparency	Frosted
Glare Control	Full cutoff shield.
Hardware	Tamper-resistant stainless steel hardware.
Housing Capacity	Round 1LED, 3LED, or ZDC-M

Weight	1.3 lb (0.6 kg)
Compliance	
IP Rating	IP64
Environment	Dry, Damp, Wet locations
Dark-Sky Compliance	Select a light source of 3,000K or lower to meet International Dark-Sky Association criteria.
Certifications	UL 1838, CSA C22.2 No. 250.7, IEC 60598-1, IEC 60598-2-4, FCC Part 15, Subpart B, ISED Canada ICES-005, EN 55015, EN 61547, EN 61000-3-2, EN 61000-3-3.
	Default configuration UL Listed. CE certification is met when the “e” option is selected.
Overview	
About Us	Lumascap transforms spaces with precision-engineered lighting solutions, proven to perform. Since 1991, customers have relied on us as a leading manufacturer of high-quality, innovative luminaires that solve their toughest lighting challenges. Our global experts combine sophisticated design, advanced technologies, quality materials, and rigorous testing to manufacture a comprehensive range of lighting systems that consistently exceed performance expectations. Lumascap is a member of the Hunter Industries Family of Companies. Learn more at lumascap.com .
Manufacturing	ISO 9001:2015 certified facility.
Warranty	5-year limited warranty.

Specifications

Dimensions



Photometrics 1LED

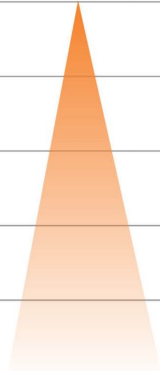
pShimmer-6a 1 LED Illuminance at a Distance

Feet (Meters)	Center Beam	Beam Width
	Foot-Candles (Lux)	Vertical 34.3°
4.0' (1.2 m)	10 fc (102 lx)	3.0' (0.8 m)
8.0' (2.4 m)	1.4 fc (26 lx)	5.0' (1.5 m)
12.0' (3.7 m)	1.1 fc (11 lx)	7.0' (2.3 m)
16.0' (4.9 m)	0.6 fc (6 lx)	10.0' (3.0 m)
20.0' (6.1 m)	0.4 fc (4 lx)	12.0' (3.8 m)

Photometrics 3LED

pShimmer-6a 3 LED Illuminance at a Distance

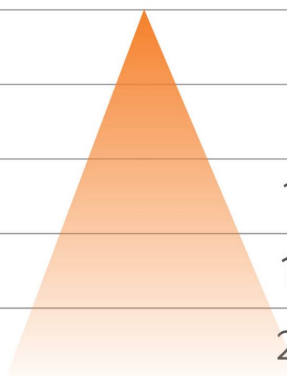
Feet (Meters)	Center Beam Foot-Candles (Lux)	Beam Width Vertical 31.6°
4.0' (1.2 m)	26 fc (279 lx)	2.0' (0.7 m)
8.0' (2.4 m)	7 fc (70 lx)	5.0' (1.4 m)
12.0' (3.7 m)	3 fc (31 lx)	7.0' (2.0 m)
16.0' (4.9 m)	1.6 fc (17 lx)	9.0' (2.8 m)
20.0' (6.1 m)	1.0 fc (11 lx)	11.0' (3.4 m)



Photometrics ZDC

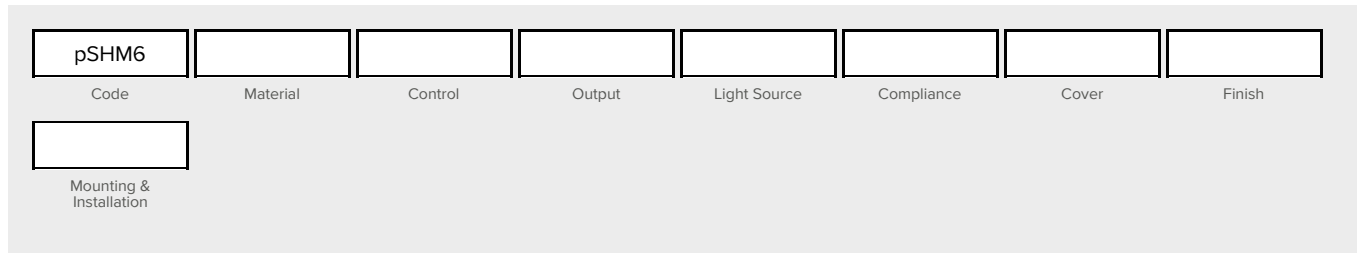
pShimmer-6a ZDC Illuminance at a Distance

Feet (Meters)	Center Beam Foot-Candles (Lux)	Beam Width Vertical 54.0°
4.0' (1.2 m)	8 fc (86 lx)	4.0' (1.3 m)
8.0' (2.4 m)	2 fc (22 lx)	8.0' (2.5 m)
12.0' (3.7 m)	0.9 fc (10 lx)	12.0' (3.7 m)
16.0' (4.9 m)	0.5 fc (5 lx)	16.0' (5.0 m)
20.0' (6.1 m)	0.3 fc (3 lx)	20.0' (6.2 m)



Configuration

For complete and up-to-date product options, configure the pSHM6 using our online [product configurator](#).



Material

- Aluminum (A)**
Die-cast A380 aluminum with stainless steel hardware. Available in powder-coated finishes only.

Control

- Standard (-)**
1) On/Off, 2) Phase-cut Dimming, or 3) Zone with Luxor® Technology using the ZDLink Lighting Controller.
- Zone/Dim (ZD)**
Zone/Dim with Luxor® Technology using the ZDLink Lighting Controller.
- Zone/Dim/Color (ZDC)**
Zone/Dim/Color with Luxor® Technology using the ZDLink Lighting Controller.

Output

- 2.2 W (1LED)**
90 lm
- 4.4 W (3LED)**
209 lm
- 4.4 W**
209 lm, for ZD control
- 7.2 W**
For ZDC control

Light Source




- Static White (K27)**
2,700 K (80+ CRI)
- RGBW**
For ZDC control
















Compliance

- North America**
 UL listed
- International (E)**
 UL listed and CE approved. Required for shipment outside of North America.

Cover

- Standard Ribs**
- 
- Copper Cover (CR)**
- 
- Perforated Sleeve (PS)**
- 

Finish

- | | | | | | |
|--|---|--|---|---|---|
| <input type="checkbox"/> Black (BL)
RAL9004 from RAL Classic collection |  | <input type="checkbox"/> Anthracite Gray (AG)
RAL7016 from RAL Classic collection |  | <input type="checkbox"/> Basalt Gray (BT)
RAL7012 from RAL Classic collection |  |
| <input type="checkbox"/> Graphite Gray (GH)
Graphite Gray powder-coat finish |  | <input type="checkbox"/> Anodic Silver (SL)
RAL9006 from RAL Classic collection |  | <input type="checkbox"/> White (WT)
RAL9016 from RAL Classic collection |  |
| <input type="checkbox"/> Dark Bronze (DB)
RAL8019 from RAL Classic collection |  | <input type="checkbox"/> Latte (LT)
RAL7006 from RAL Classic collection |  | <input type="checkbox"/> Dark Aluminium (DA)
RAL9007 from RAL Classic collection |  |
| <input type="checkbox"/> Natural Copper (CU)
Requires the selection of cover option. |  | <input type="checkbox"/> Antique Bronze (AB)
Natural brass material with brushed antique effect. Finish sealed with a clear TGIC powder-coat finish layer. |  | <input type="checkbox"/> Antique Tumbled (AT)
Natural brass material with tumbled antique effect. Finish sealed with a clear TGIC powder-coat finish layer. |  |
| <input type="checkbox"/> Custom RAL (CC)
A one-off custom color setup fee applies. Click on 'More Info' button to add to your enquiry. Contact Lumascape for volume discount on setup fee. |  | | | | |

Mounting & Installation

Included with product.

- Stainless Steel Cable and Lock



Accessories

Power Supplies

Specify Separately

- Multi-Tap Transformer (PROLINK)**
The industry's most reliable multi-tap transformer.



- ZDCLink® Lighting Controller (ZDCLink)**
A combined lighting controller and transformer (120 Vac to 14 Vac) that offers powerline zoning, dimming, RGBW color changing, and optional Wi-Fi control via Luxor Technology™



- Dimmable Mini Transformer (ST-120-DIM)**
60 W, 120 V to 12 Vac step-down transformer.



- Non-Dimmable Mini Transformer (ST-UV)**
30 W universal voltage step-down transformer.



- 6 W Plug-in Transformer (MT-6W)**
Standard North American Type A, Class 2 transformer with 6 W capacity and 1' (300 mm) flying leads.

- 30 W Plug-in Transformer (MT-30W)**
Standard North American Type A, Class 2 transformer with 30 W capacity and 1' (300 mm) flying leads.

Supplemental Surge Protection

Specify Separately

- In-Line Surge Arrestor (SURGE-MOD)**
Provides two additional layers of surge protection (up to 10KW) to any 12 Vac/dc LED luminaire.



Wire Connections

Specify Separately

- Heat Shrink Wire Connectors - Small (WCHSSM20)**
Tin-coated copper butt splices with adhesive-filled heat shrink tubes.



- Heat Shrink Wire Connectors - Medium (WCHSMD20)**
Tin-coated copper butt splices with adhesive-filled heat shrink tubes.



Custom Color

A one-off setup fee applies for each custom color per order. Add to your enquiry.

- Custom Color Setup
Fee: Essential
Series (Custom RAL
Color Setup)
Custom RAL colour
setup fee



Give every landscape the light it deserves



When it comes to lighting design, why should architecture have all the fun? We've added more than 50 new landscape luminaires, offering unmatched performance, simple installation, and compatibility with state-of-the-art Luxor® Technology. Discover endless new possibilities to bring your next landscape lighting project to life at lumandscape.com.



ARCHITECTURAL & FACADE LIGHTING
Learn more. Visit lumandscape.com

 **LUMASCAPE**