



Project Name	
Type	
Part Number	
Quantity	
Notes	

## Product Overview

Allows you to mount up lights or down lights on a tree. Available in 18.0" (460 mm) or 24.0" (610 mm) diameters and can accommodate up to six fixtures. Made of aluminum with powder-coat options in Bronze or Flat Black.

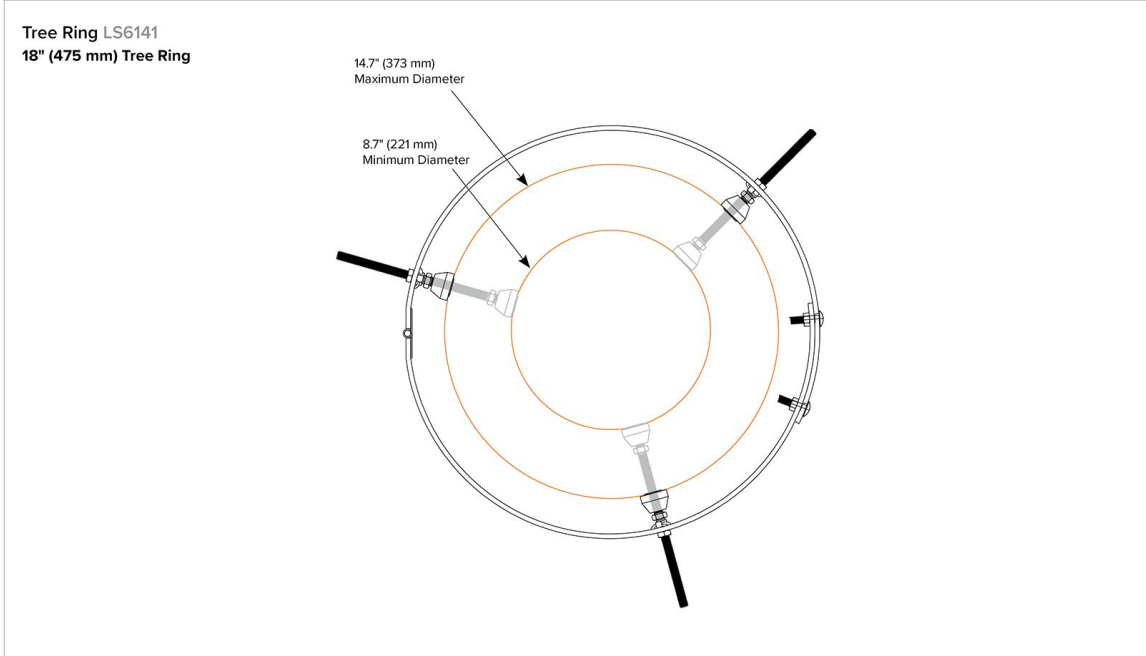
## Features

### Compliance

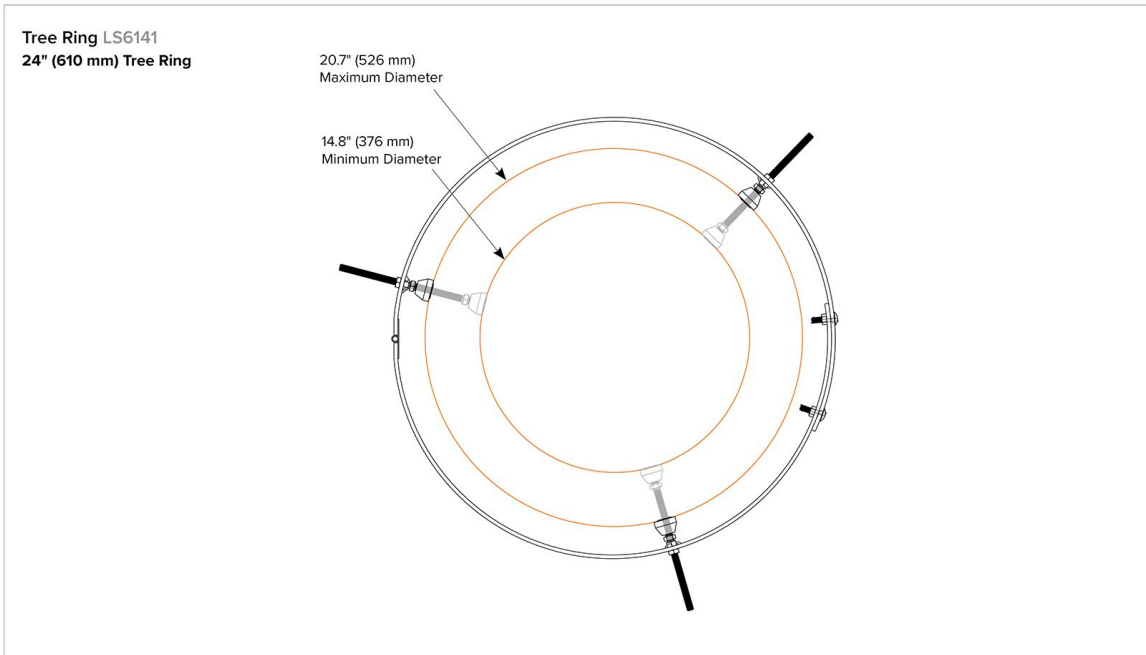
---

## Specifications

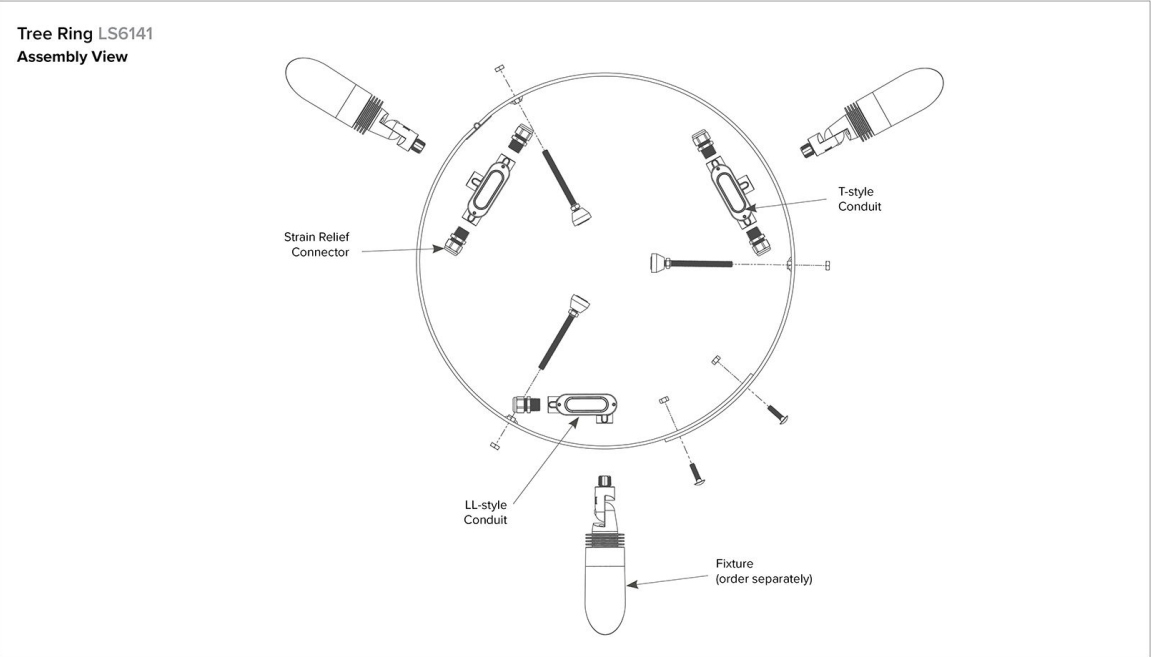
### LS6141 Dimensions



### LS6141 Dimensions



LS6141 Assembly



## Configuration

For complete and up-to-date product options, configure the TR using our online [product configurator](#).

TR			
Code	Size	Positions	Finish











### Size

- 18" (475 mm) Tree Ring (18)**  
Capable of mounting diameters between 8.7" (221 mm) and 14.7" (373 mm)
- 24" (610 mm) Tree Ring (24)**  
Capable of mounting diameters between 8.7" (221 mm) and 14.7" (373 mm)

### Positions

- Six Position (6P)**  
Six through holes. Designed for 1/2"-14 NPSM threads and requires a lock ring to secure luminaire in place.

## Finish

- |   |   |  |   |   |   |
|---|---|--|---|---|---|
| <input type="checkbox"/> <b>Black (BL)</b><br>RAL9004 from RAL<br>Classic collection  |  | <input type="checkbox"/> <b>Anthracite Gray (AG)</b><br>RAL7016 from RAL<br>Classic collection |  | <input type="checkbox"/> <b>Basalt Gray (BT)</b><br>RAL7012 from RAL<br>Classic collection    |  |
| <input type="checkbox"/> <b>Graphite Gray (GH)</b><br>Graphite Gray powder-coat finish  |  | <input type="checkbox"/> <b>Anodic Silver (SL)</b><br>RAL9006 from RAL<br>Classic collection   |  | <input type="checkbox"/> <b>White (WT)</b><br>RAL9016 from RAL<br>Classic collection          |  |
| <input type="checkbox"/> <b>Dark Bronze (DB)</b><br>RAL8019 from RAL<br>Classic collection  |  | <input type="checkbox"/> <b>Latte (LT)</b><br>RAL7006 from RAL<br>Classic collection           |  | <input type="checkbox"/> <b>Dark Aluminium (DA)</b><br>RAL9007 from RAL<br>Classic collection |  |
| <input type="checkbox"/> <b>Custom RAL (CC)</b><br>A one-off custom color setup fee applies. Click on 'More Info' button to add to your enquiry. Contact Lumascape for volume discount on set-up fee. |  |  |   |   |   |

## Accessories

### Conduit Body

Specify separately. Order to match color of Tree Ring.

**LL-Style Conduit Body (TRJBLL)**

Order one per Tree Ring and includes strain relief connectors



**T-Style Conduit Body (TRJBT)**

T-Style Conduit Body suitable for use on the Tree Ring.



---

### Custom Color

A one-off setup fee applies for each custom color per order. Add to your enquiry.

**Custom Color Setup Fee: Essential Series (Custom RAL Color Setup)**

Custom RAL colour setup fee

